

DME5000: distance measurement in millisecond cycles

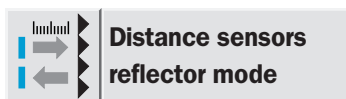


tions; a device display with all important information available at a glance; and a particularly user-friendly mounting and alignment concept are the most important advantages of the new DME5000 laser distance measurement system. The compact device is available in three versions that have been specially optimised for automatic small part stock, for pallets in high-bay warehouses or cranes.

The DME5000's ambient temperature range has been designed for $-10\text{ }^{\circ}\text{C}$ to $+55\text{ }^{\circ}\text{C}$. A variant with internal heating achieves $-40\text{ }^{\circ}\text{C}$ to $+55\text{ }^{\circ}\text{C}$. Thus the distance measurement device is also suitable for use in deepfreeze storage systems. Warehouse type-specific versions for positioning processes at maximum speeds. Two warehouse types of differing sizes predominate: automatic small part stock for containers of varying dimensions, and structurally larger high-bay warehouses for Euro and, sometimes, system-specific pallets. The new DME5000 is suitable for approach speeds of up to 10 m/s and takes the differing requirements of the two types of warehouses into account with its two range-optimised versions for 70 m and 150 m .

Specially for cranes a 300 m version is available.

Distance measurement systems such as the DME5000 are used in automated storage technology for detecting the position of storage and retrieval devices. In order to do this, the sensor moves with the vehicle and constantly measures the time-of-flight of an emitted light impulse to the end of the shelf aisle and back. The electronics unit determines the position of the storage and retrieval unit from this time and passes it on to the vehicle control system. Highly dynamic and accurate measurement; multi-functional switching outputs and inputs for stand-by, preset and other system func-



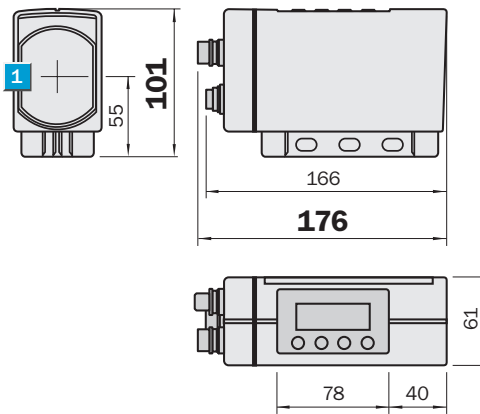
	Measurement range
	0,15 ... 70/0,15 ... 150/
	0,15 ... 300 m
Distance measuring device	

- Short positioning processes: very fast measuring time
- High degree of system availability: highest accuracy and reproducibility
- Convenient operation startup: illuminated LCD display with diagnosis information
- Easy assembly and alignment concept: alignment bracket with spring/visible red light

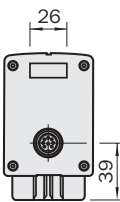


Dimensional drawing

All types

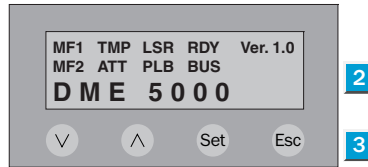


Back sight



Adjustments possible

All types




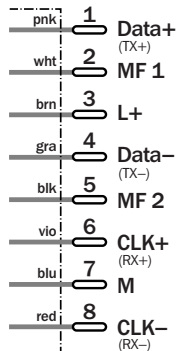
- 1 Centre of optical axis
- 2 LC display
- 3 Entry range

Connection type



Connections

8-pin, M16



Accessories

- Connectors
- Mounting systems

Technical Data		DME5000-	111	121	211	221	311	321				
Measurement range ¹⁾	0.15 ... 70 m		■	■								
	0.15 ... 150 m				■	■						
	0.15 ... 300 m						■	■				
Accuracy	±2 mm		■	■								
	±3 mm				■	■						
	±5 mm						■	■				
Reproducibility ²⁾	0.5 mm		■	■								
	1 mm				■	■						
	2 mm						■	■				
Light spot diameter	max. 130 mm at 70 m		■	■								
	max. 270 mm at 150 m				■	■						
	max. 550 mm at 300 m						■	■				
Resolution (adjustable)	0.05 ... 5 mm		■	■	■	■	■	■				
Light source ³⁾ , light type	Laser diode, red light		■	■	■	■	■	■				
Laser category	2 (IEC 60825-1/C.D.R.H.)		■	■	■	■	■	■				
Supply voltage V_S ⁴⁾	18 ... 30 V DC		■	■	■	■	■	■				
Residual ripple ⁵⁾	5 V _{pp}		■	■	■	■	■	■				
Current consumption	< 250 mA at 24 V DC		■	■	■	■	■	■				
	with heating < 1000 mA			■	■	■	■	■				
Switching outputs MF1, MF2	B (push/pull)		■	■	■	■	■	■				
Output (MF1/MF2)	HIGH: $U_V < 3$ V; LOW < 2 V		■	■	■	■	■	■				
Input (MF1) ⁶⁾	HIGH: > 12 V; LOW < 3 V		■	■	■	■	■	■				
Output current I_A max. ⁷⁾	100 mA (short-circuit/overload protected)		■	■	■	■	■	■				
Connection type	Plug		■	■	■	■	■	■				
VDE protection class ⁸⁾	□		■	■	■	■	■	■				
Enclosure rating	IP 65		■	■	■	■	■	■				
Ambient temperature	Operation -10 °C ... +55 °C		■	■	■	■	■	■				
	with heating Operation -40 °C ... +55 °C			■	■	■	■	■				
	Storage -25 °C ... +75 °C		■	■	■	■	■	■				
Weight	approx. 1650 g		■	■	■	■	■	■				
Effect of air pressure	0.3 ppm/hPa		■	■	■	■	■	■				
Effect of air temperature	1 ppm/K		■	■	■	■	■	■				
Temperature drift	typ. 0.1 mm/K		■	■	■	■	■	■				
Measurement value output	1 ms		■	■								
	2 ms				■	■	■	■				
Initialisation period	500 ms		■	■	■	■						
	800 ms						■	■				
Max. running speed	5 m/s						■	■				
	10 m/s		■	■	■	■						
EMC	EN 61000-6-2, EN 55011: class B		■	■	■	■	■	■				
Mechanical load	Shock: EN 600 68-2-27/-2-29		■	■	■	■	■	■				
	Sine: EN 600 68-2-6		■	■	■	■	■	■				
	Noise: EN 600 68-2-64		■	■	■	■	■	■				

1) On reflective tape "Diamond Grade"
 2) Statistical error 1 σ , environmental conditions constant, minimal warm-up time: 10 min.

3) Average service life 50,000 h at $T_A = +25$ °C
 4) Limit values

5) May not exceed or fall short of V_S tolerances
 6) Not reverse-polarity protected

7) Max. 100 nF/20 mH
 8) Reference voltage 32 V DC

Order information	
Type	Order no.
DME5000-111	1022949
DME5000-121	1024083
DME5000-211	1024081
DME5000-221	1024085
DME5000-311	1025244
DME5000-321	1025246

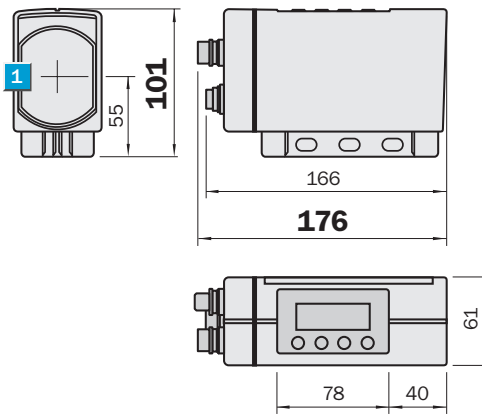
	Measurement range
	0,15 ... 70/0,15 ... 150/
	0,15 ... 300 m
Distance measuring device	

- Short positioning processes: very fast measuring time
- High degree of system availability: highest accuracy and reproducibility
- Convenient operation startup: illuminated LCD display with diagnosis information
- Easy assembly and alignment concept: alignment bracket with spring/visible red light

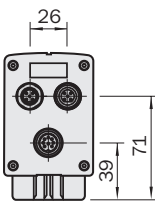


Dimensional drawing

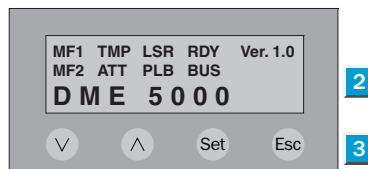
All types



Back sight

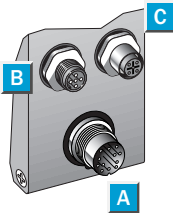


Adjustments possible



- 1** Centre of optical axis
- 2** LC display
- 3** Entry range


Connection type



Connections

8-pin, M16	5-pin, M12 Bus in	5-pin, M12 Bus out
A	B	C
1 Data+ (TX+) 2 MF 1 3 L+ 4 Data- (TX-) 5 MF 2 6 CLK+ (RX+) 7 M 8 CLK- (RX-)	1 NC 2 A 3 NC 4 B 5 NC	1 +5 V 2 A 3 GND 4 B 5 NC

PROFI BUS



Accessories

- Connectors
- Mounting systems

Technical Data		DME5000-	112	122	212	222	312	322				
Measurement range ¹⁾	0.15 ... 70 m		■	■								
	0.15 ... 150 m				■	■						
	0.15 ... 300 m						■	■				
Accuracy	±2 mm		■	■								
	±3 mm				■	■						
	±5 mm						■	■				
Reproducibility ²⁾	0.5 mm		■	■								
	1 mm				■	■						
	2 mm						■	■				
Light spot diameter	max. 130 mm at 70 m		■	■								
	max. 270 mm at 150 m				■	■						
	max. 550 mm at 300 m						■	■				
Resolution (adjustable)	0.05 ... 5 mm		■	■	■	■	■	■				
Light source ³⁾ , light type	Laser diode, red light		■	■	■	■	■	■				
Laser category	2 (IEC 60825-1/C.D.R.H.)		■	■	■	■	■	■				
Supply voltage V_S ⁴⁾	18 ... 30 V DC		■	■	■	■	■	■				
Residual ripple ⁵⁾	5 V _{pp}		■	■	■	■	■	■				
Current consumption	< 250 mA at 24 V DC		■	■	■	■	■	■				
	with heating < 1000 mA			■	■	■	■	■				
Switching outputs MF1, MF2	B (push/pull)		■	■	■	■	■	■				
Output (MF1/MF2)	HIGH: $U_V < 3$ V; LOW < 2 V		■	■	■	■	■	■				
Input (MF1) ⁶⁾	HIGH: > 12 V; LOW < 3 V		■	■	■	■	■	■				
Output current I_A max. ⁷⁾	100 mA (short-circuit/overload protected)		■	■	■	■	■	■				
Connection type	Plug		■	■	■	■	■	■				
VDE protection class ⁸⁾	□		■	■	■	■	■	■				
Enclosure rating	IP 65		■	■	■	■	■	■				
Ambient temperature	Operation -10 °C ... +55 °C		■	■	■	■	■	■				
	with heating Operation -40 °C ... +55 °C			■	■	■	■	■				
	Storage -25 °C ... +75 °C		■	■	■	■	■	■				
Weight	approx. 1650 g		■	■	■	■	■	■				
Effect of air pressure	0.3 ppm/hPa		■	■	■	■	■	■				
Effect of air temperature	1 ppm/K		■	■	■	■	■	■				
Temperature drift	typ. 0.1 mm/K		■	■	■	■	■	■				
Measurement value output	2 ms		■	■	■	■	■	■				
Initialisation period	500 ms		■	■	■	■	■	■				
	800 ms						■	■				
Max. running speed	5 m/s						■	■				
	10 m/s		■	■	■	■	■	■				
EMC	EN 61000-6-2, EN 55011: class B		■	■	■	■	■	■				
Mechanical load	Shock: EN 600 68-2-27/-2-29		■	■	■	■	■	■				
	Sine: EN 600 68-2-6		■	■	■	■	■	■				
	Noise: EN 600 68-2-64		■	■	■	■	■	■				

¹⁾ On reflective tape "Diamond Grade"
²⁾ Statistical error 1 σ , environmental conditions constant, minimal warm-up time: 10 min.

³⁾ Average service life 50,000 h at $T_A = +25$ °C
⁴⁾ Limit values

⁵⁾ May not exceed or fall short of V_S tolerances
⁶⁾ Not reverse-polarity protected

⁷⁾ Max. 100 nF/20 mH
⁸⁾ Reference voltage 32 V DC

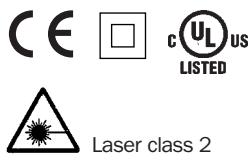
Order information	
Type	Order no.
DME5000-112	1023668
DME5000-122	1024084
DME5000-212	1024082
DME5000-222	1024086
DME5000-312	1025245
DME5000-322	1025247

	Measurement range
	0,15 ... 70/0,15 ... 150/
	0,15 ... 300 m
Distance measuring device	

- Short positioning processes: very fast measuring time
- High degree of system availability: highest accuracy and reproducibility
- Convenient operation startup: illuminated LCD display with diagnosis information
- Easy assembly and alignment concept: alignment bracket with spring/visible red light



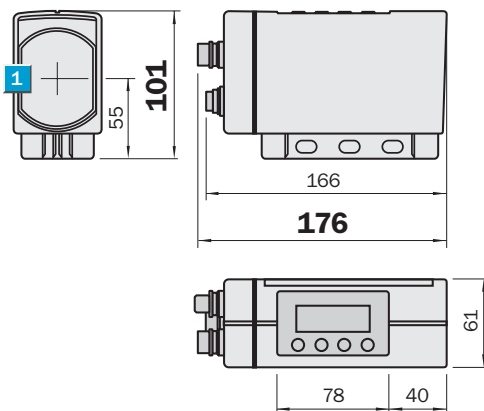
RS 422



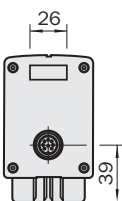
Accessories
Connectors
Mounting systems

Dimensional drawing

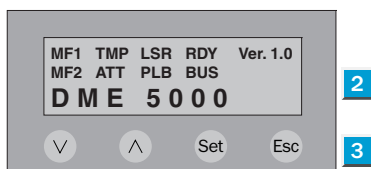
All types



Back sight



Adjustments possible



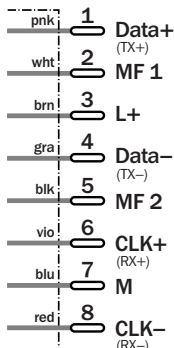
- 1** Centre of optical axis
- 2** LC display
- 3** Entry range

Connection type



Connections

8-pin, M16



Technical Data		DME5000-	113	123	213	223	313	323				
Measurement range ¹⁾	0.15 ... 70 m		■	■								
	0.15 ... 150 m				■	■						
	0.15 ... 300 m						■	■				
Accuracy	±2 mm		■	■								
	±3 mm				■	■						
	±5 mm						■	■				
Reproducibility ²⁾	0.5 mm		■	■								
	1 mm				■	■						
	2 mm						■	■				
Light spot diameter	max. 130 mm at 70 m		■	■								
	max. 270 mm at 150 m				■	■						
	max. 550 mm at 300 m						■	■				
Resolution (adjustable)	0.05 ... 5 mm		■	■	■	■	■	■				
Light source ³⁾ , light type	Laser diode, red light		■	■	■	■	■	■				
Laser category	2 (IEC 60825-1/C.D.R.H.)		■	■	■	■	■	■				
Supply voltage V_S ⁴⁾	18 ... 30 V DC		■	■	■	■	■	■				
Residual ripple ⁵⁾	5 V _{pp}		■	■	■	■	■	■				
Current consumption	< 250 mA at 24 V DC		■	■	■	■	■	■				
	with heating < 1000 mA			■	■	■	■	■				
Switching outputs MF1, MF2	B (push/pull)		■	■	■	■	■	■				
Output (MF1/MF2)	HIGH: $U_V < 3$ V; LOW < 2 V		■	■	■	■	■	■				
Input (MF1) ⁶⁾	HIGH: > 12 V; LOW < 3 V		■	■	■	■	■	■				
Output current I_A max. ⁷⁾	100 mA (short-circuit/overload protected)		■	■	■	■	■	■				
Connection type	Plug		■	■	■	■	■	■				
VDE protection class ⁸⁾	□		■	■	■	■	■	■				
Enclosure rating	IP 65		■	■	■	■	■	■				
Ambient temperature	Operation -10 °C ... +55 °C		■	■	■	■	■	■				
	with heating Operation -40 °C ... +55 °C			■	■	■	■	■				
	Storage -25 °C ... +75 °C		■	■	■	■	■	■				
Weight	approx. 1650 g		■	■	■	■	■	■				
Effect of air pressure	0.3 ppm/hPa		■	■	■	■	■	■				
Effect of air temperature	1 ppm/K		■	■	■	■	■	■				
Temperature drift	typ. 0.1 mm/K		■	■	■	■	■	■				
Measurement value output	2 ms		■	■	■	■	■	■				
Initialisation period	500 ms		■	■	■	■	■	■				
	800 ms						■	■				
Max. running speed	5 m/s						■	■				
	10 m/s		■	■	■	■	■	■				
EMC	EN 61000-6-2, EN 55011: class B		■	■	■	■	■	■				
Mechanical load	Shock: EN 600 68-2-27/-2-29		■	■	■	■	■	■				
	Sine: EN 600 68-2-6		■	■	■	■	■	■				
	Noise: EN 600 68-2-64		■	■	■	■	■	■				

¹⁾ On reflective tape "Diamond Grade"
²⁾ Statistical error 1 σ , environmental conditions constant, minimal warm-up time: 10 min.

³⁾ Average service life 50,000 h at $T_A = +25$ °C
⁴⁾ Limit values

⁵⁾ May not exceed or fall short of V_S tolerances
⁶⁾ Not reverse-polarity protected

⁷⁾ Max. 100 nF/20 mH
⁸⁾ Reference voltage 32 V DC

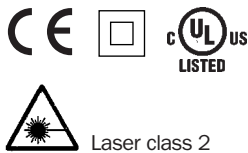
Order information	
Type	Order no.
DME5000-113	1025048
DME5000-123	1025249
DME5000-213	1025050
DME5000-223	1025251
DME5000-313	1025252
DME5000-323	1025253

	Measurement range
	0,15 ... 70/0,15 ... 150/
	0,15 ... 300 m
Distance measuring device	

- Short positioning processes: very fast measuring time
- High degree of system availability: highest accuracy and reproducibility
- Convenient operation startup: illuminated LCD display with diagnosis information
- Easy assembly and alignment concept: alignment bracket with spring/visible red light

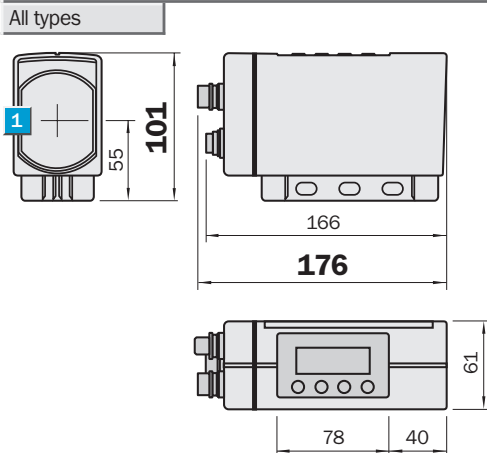


Hiperface

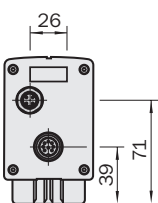


Accessories
Connectors
Mounting systems

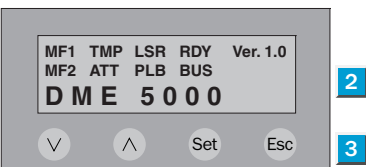
Dimensional drawing



Back sight

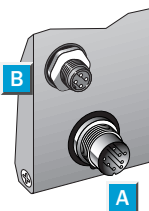


Adjustments possible



- 1 Centre of optical axis
- 2 LC display
- 3 Entry range

Connection type



Connections

8-pin, M12	4-pin, M12
<p>A</p> <p>wht 1 REF sin</p> <p>brn 2 + sin</p> <p>grn 3 REF cos</p> <p>yel 4 + cos</p> <p>gra 5 Data +</p> <p>pnk 6 Data -</p> <p>blu 7 GND</p> <p>8 NC</p>	<p>B</p> <p>brn 1 L+</p> <p>wht 2 MF2</p> <p>blu 3 M</p> <p>blk 4 MF1</p>

Technical Data		DME5000-	117	127	217	227	317	327				
Measurement range ¹⁾	0.15 ... 70 m		■	■								
	0.15 ... 150 m				■	■						
	0.15 ... 300 m						■	■				
Accuracy	±2 mm		■	■								
	±3 mm				■	■						
	±5 mm						■	■				
Reproducibility ²⁾	0.5 mm		■	■								
	1 mm				■	■						
	2 mm						■	■				
Light spot diameter	max. 130 mm at 70 m		■	■								
	max. 270 mm at 150 m				■	■						
	max. 550 mm at 300 m						■	■				
Resolution (adjustable)	0.05 ... 5 mm		■	■	■	■	■	■				
Light source ³⁾ , light type	Laser diode, red light		■	■	■	■	■	■				
Laser category	2 (IEC 60825-1/C.D.R.H.)		■	■	■	■	■	■				
Supply voltage V_S ⁴⁾	18 ... 30 V DC		■	■	■	■	■	■				
Residual ripple ⁵⁾	5 V _{pp}		■	■	■	■	■	■				
Current consumption	< 250 mA at 24 V DC		■	■	■	■	■	■				
	with heating < 1000 mA			■				■				
Switching outputs MF1, MF2	B (push/pull)		■	■	■	■	■	■				
Output (MF1/MF2)	HIGH: U _V < 3 V; LOW < 2 V		■	■	■	■	■	■				
Input (MF1) ⁶⁾	HIGH: > 12 V; LOW < 3 V		■	■	■	■	■	■				
Output current I _A max. ⁷⁾	100 mA (short-circuit/overload protected)		■	■	■	■	■	■				
Connection type	Plug		■	■	■	■	■	■				
VDE protection class ⁸⁾	□		■	■	■	■	■	■				
Enclosure rating	IP 65		■	■	■	■	■	■				
Ambient temperature	Operation -10 °C ... +55 °C		■	■	■	■	■	■				
	with heating Operation -40 °C ... +55 °C			■				■				
	Storage -25 °C ... +75 °C		■	■	■	■	■	■				
Weight	approx. 1650 g		■	■	■	■	■	■				
Effect of air pressure	0.3 ppm/hPa		■	■	■	■	■	■				
Effect of air temperature	1 ppm/K		■	■	■	■	■	■				
Temperature drift	typ. 0.1 mm/K		■	■	■	■	■	■				
Measurement value output	2 ms		■	■	■	■	■	■				
Initialisation period	900 ms		■	■	■	■	■	■				
Max. running speed	5 m/s		■	■	■	■	■	■				
	10 m/s		■	■	■	■	■	■				
EMC	EN 61000-6-2, EN 55011: class B		■	■	■	■	■	■				
Mechanical load	Shock: EN 600 68-2-27/-2-29		■	■	■	■	■	■				
	Sine: EN 600 68-2-6		■	■	■	■	■	■				
	Noise: EN 600 68-2-64		■	■	■	■	■	■				

¹⁾ On reflective tape "Diamond Grade"
²⁾ Statistical error 1 σ , environmental conditions constant, minimal warm-up time: 10 min.

³⁾ Average service life 50,000 h at T_A = +25 °C
⁴⁾ Limit values

⁵⁾ May not exceed or fall short of V_S tolerances
⁶⁾ Not reverse-polarity protected

⁷⁾ Max. 100 nF/20 mH
⁸⁾ Reference voltage 32 V DC

Order information	
Type	Order no.
DME5000-117	1028243
DME5000-127	1028244
DME5000-217	1028245
DME5000-227	1028246
DME5000-317	1028247
DME5000-327	1028248

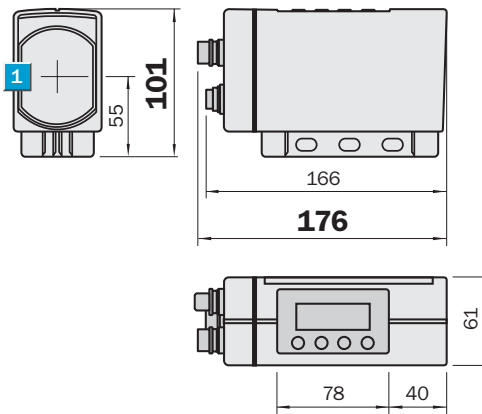
	Measurement range
	0,15 ... 70/0,15 ... 150/
	0,15 ... 300 m
Distance measuring device	

- Short positioning processes: very fast measuring time
- High degree of system availability: highest accuracy and reproducibility
- Convenient operation startup: illuminated LCD display with diagnosis information
- Easy assembly and alignment concept: alignment bracket with spring/visible red light



Dimensional drawing

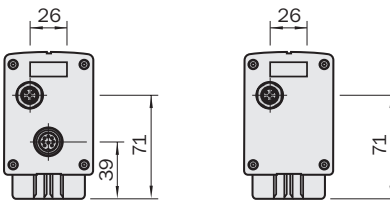
All types



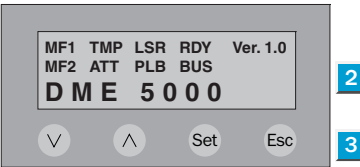
Back sight

DME5000-xx4

DME5000-xx5



Adjustments possible

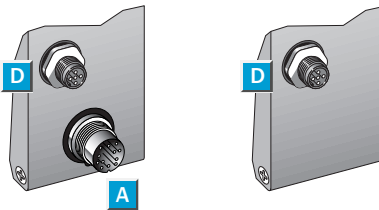


- 1 Centre of optical axis
- 2 LC display
- 3 Entry range

Connection type

DME5000-XX4

DME5000-XX5

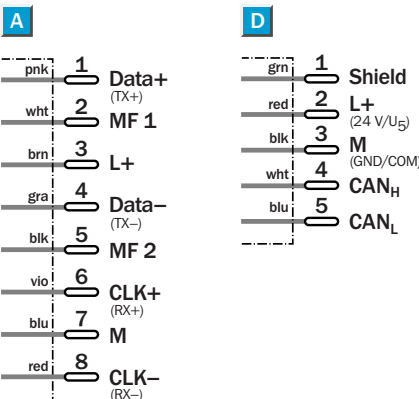


Connections

8-pin, M16

5-pin, M12

Bus in



DeviceNet



Accessories
Connectors
Mounting systems

Technical Data		DME5000-	114	115	124	214	215	224	314	315	324
Measurement range ¹⁾	0.15 ... 70 m		■	■	■						
	0.15 ... 150 m					■	■	■			
	0.15 ... 300 m								■	■	■
Accuracy	±2 mm		■	■	■						
	±3 mm					■	■	■			
	±5 mm								■	■	■
Reproducibility ²⁾	0.5 mm		■	■	■						
	1 mm					■	■	■			
	2 mm								■	■	■
Light spot diameter	max. 130 mm at 70 m		■	■	■						
	max. 270 mm at 150 m					■	■	■			
	max. 550 mm at 300 m								■	■	■
Resolution (adjustable)	0.05 ... 5 mm		■	■	■	■	■	■	■	■	■
Light source ³⁾ , light type	Laser diode, red light		■	■	■	■	■	■	■	■	■
Laser category	2 (IEC 60825-1/C.D.R.H.)		■	■	■	■	■	■	■	■	■
Supply voltage V_S ⁴⁾	18 ... 30 V DC		■	■	■	■	■	■	■	■	■
Residual ripple ⁵⁾	5 V _{pp}		■	■	■	■	■	■	■	■	■
Current consumption	< 250 mA at 24 V DC		■	■	■	■	■	■	■	■	■
	with heating < 1000 mA				■			■			■
Switching outputs MF1, MF2	B (push/pull)		■	■	■	■	■	■	■	■	■
Output (MF1/MF2)	HIGH: U _V < 3 V; LOW < 2 V		■	■	■	■	■	■	■	■	■
Input (MF1) ⁶⁾	HIGH: > 12 V; LOW < 3 V		■	■	■	■	■	■	■	■	■
Output current I _A max. ⁷⁾	100 mA (short-circuit/overload protected)		■	■	■	■	■	■	■	■	■
Connection type	Plug		■	■	■	■	■	■	■	■	■
VDE protection class ⁸⁾	□		■	■	■	■	■	■	■	■	■
Enclosure rating	IP 65		■	■	■	■	■	■	■	■	■
Ambient temperature	Operation -10 °C ... +55 °C		■	■	■	■	■	■	■	■	■
	with heating Operation -40 °C ... +55 °C				■			■			■
	Storage -25 °C ... +75 °C		■	■	■	■	■	■	■	■	■
Weight	approx. 1650 g		■	■	■	■	■	■	■	■	■
Effect of air pressure	0.3 ppm/hPa		■	■	■	■	■	■	■	■	■
Effect of air temperature	1 ppm/K		■	■	■	■	■	■	■	■	■
Temperature drift	typ. 0.1 mm/K		■	■	■	■	■	■	■	■	■
Measurement value output	2 ms		■	■	■	■	■	■	■	■	■
Initialisation period	500 ms		■	■	■	■	■	■			
	800 ms								■	■	■
Max. running speed	5 m/s								■	■	■
	10 m/s		■	■	■	■	■	■			
EMC	EN 61000-6-2, EN 55011: class B		■	■	■	■	■	■	■	■	■
Mechanical load	Shock: EN 600 68-2-27/-2-29		■	■	■	■	■	■	■	■	■
	Sine: EN 600 68-2-6		■	■	■	■	■	■	■	■	■
	Noise: EN 600 68-2-64		■	■	■	■	■	■	■	■	■

¹⁾ On reflective tape "Diamond Grade"
²⁾ Statistical error 1 σ, environmental conditions constant, minimal warm-up time: 10 min.

³⁾ Average service life 50,000 h at T_A = +25 °C
⁴⁾ Limit values

⁵⁾ May not exceed or fall short of V_S tolerances
⁶⁾ Not reverse-polarity protected

⁷⁾ Max. 100 nF/20 mH
⁸⁾ Reference voltage 32 V DC

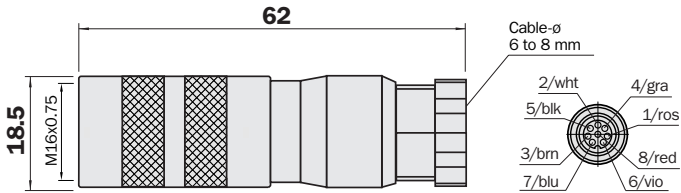
Order information	
Type	Order no.
DME5000-114	1025832
DME5000-115	1025833
DME5000-124	1025836
DME5000-214	1025834
DME5000-215	1025835
DME5000-224	1025837
DME5000-314	1026002
DME5000-315	1026003
DME5000-324	1026004

Dimensional drawings and order information

Connectors for Profibus, SSI and RS-422 interface

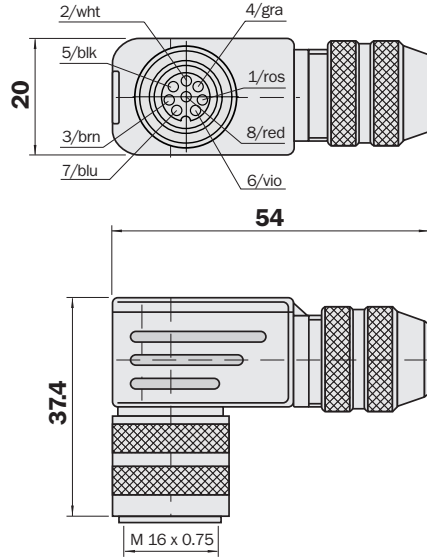
Female connector M16, 8-pin, straight

Type	Order no.
DOS-1608-GA	6025726



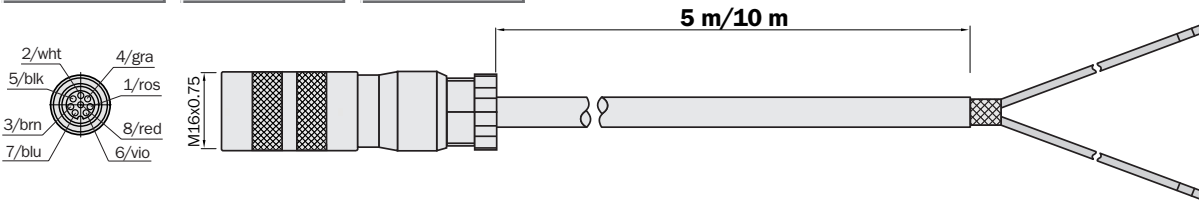
Female connector M16, 8-pin, right angle

Type	Order no.
DOS-1608-WA	6025727



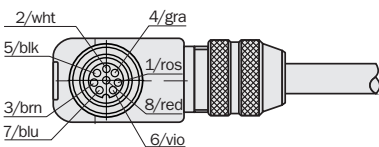
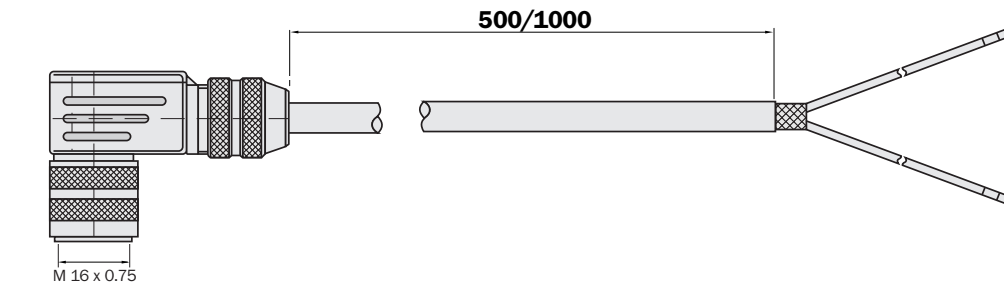
Female connector M16, 8-pin, straight

Type	Order no.	Cable length
DOL-1608-G05MA	2026742	5 m
DOL-1608-G10MA	2027193	10 m



Female connector M16, 8-pin, right angle

Type	Order no.	Cable length
DOL-1608-W05MA	2026743	5 m
DOL-1608-W10MA	2027194	10 m

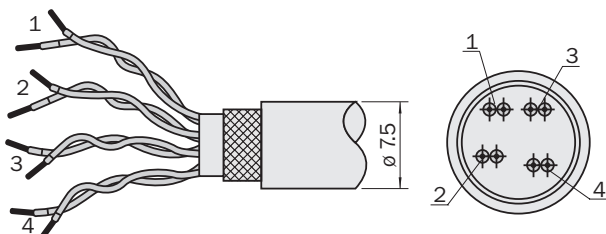


Dimensional drawings and order information

Cable 2 x 0.5 mm², 6 x 0.25 mm², twisted 2 x in pairs, shielded

Type	Order no.
LTG-2308-MW	6026292

Technical data	
Temperature range	variabel -5 ... +70 °C not variabel -40 ... +80 °C
Sheath	PUR grey
Shield	tined copper net



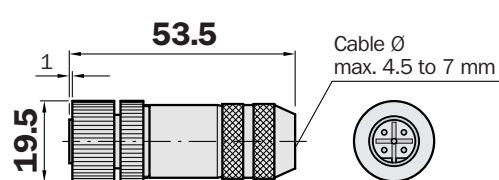
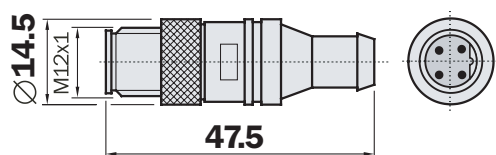
Connectors for Profibus interface

Profibus terminal resistor

Type	Order no.
PR-STE-END	6021156

Profibus female connector M12, 5-pin, Bus in

Type	Order no.
PR-DOS-1205-G	6021353

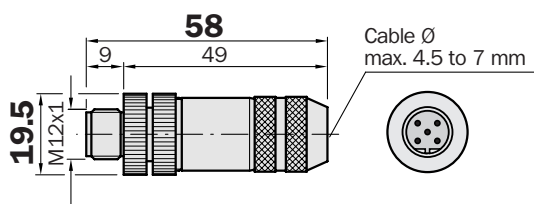


Profibus male connector M12, 5-pin, Bus out

Type	Order no.
PR-STE-1205-G	6021354

Profibus cable, 2 x 0.34 mm², by the metre

Type	Order no.
LTG-2102-MW	6021355



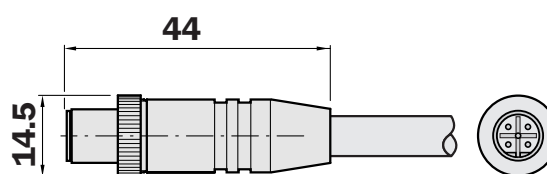
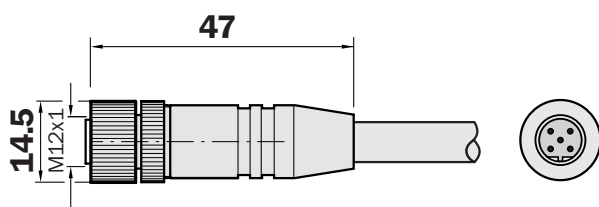
Technical data	
Temperature range	variabel -5 ... +80 °C not variabel -40 ... +80 °C
Sheath	PUR violett Ø 8 mm
Shield	AL-PT tape

Female connector with Profibus cable, Bus in

Type	Order no.	Cable length
DOL-12PR-G05	6026006	5 m
DOL-12PR-G10	6026008	10 m

Male connector with Profibus cable, Bus out

Type	Order no.	Cable length
STL-12PR-G05	6026005	5 m
STL-12PR-G10	6026007	10 m



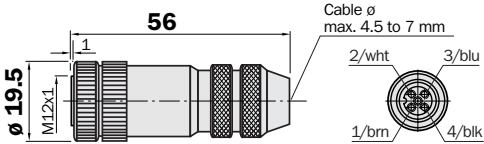
Dimensional drawings and order information

Connectors for DeviceNet interface

Female connector M12, 5-pin, straight, shielded

360° screen can be assembled onto a knurled nut

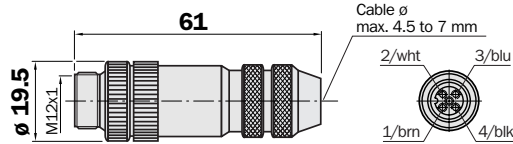
Type	Order no.
DOS-1205-GA	6027534



Male connector M12, 5-pin, straight, shielded

360° screen can be assembled onto a knurled nut

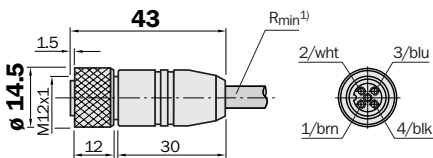
Type	Order no.
STE-1205-GA	6027533



DeviceNet female connector M12, 5-pin, straight

Cable 6 m, Dropcable

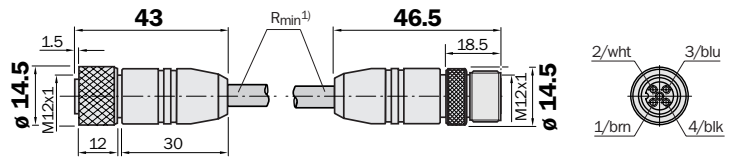
Type	Order no.
DOL-1205-G06MK	6028326



DeviceNet connection cable 6 m, M12 receptacle, 5-pin, straight

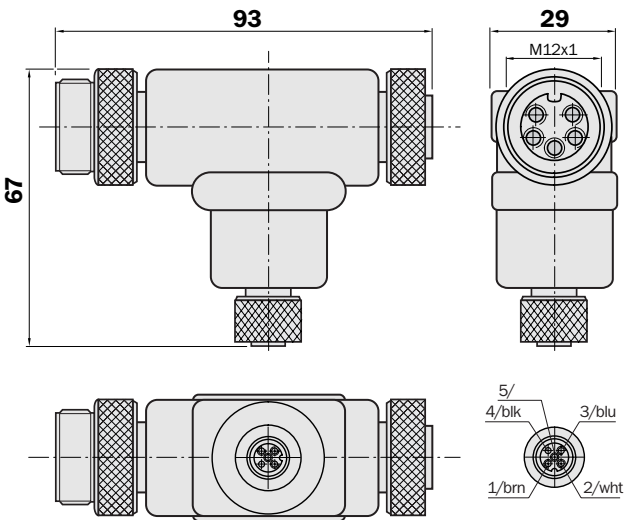
Plug M12, 5-pin, straight, Dropcable

Type	Order no.
DSL-1205-G06MK	6028327



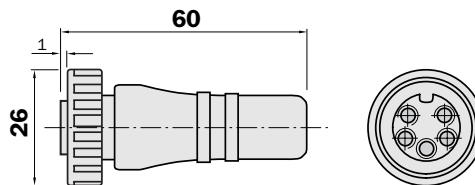
DeviceNet T junction box M12, 5-pin, on plug, 7/8" receptacle, 5-pin

Type	Order no.
SD0-02D78-SF	6028330



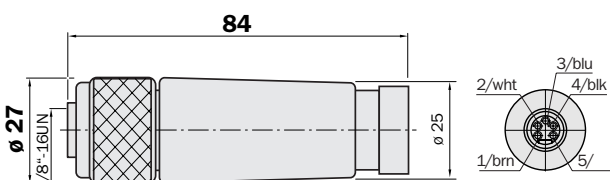
DeviceNet terminating resistor, 7/8" receptacle, 5-pin, straight

Type	Order no.
DOS-7805-GKEND	6028329



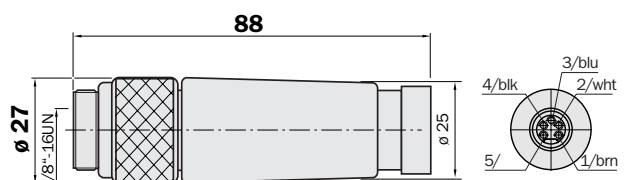
DeviceNet female connector 7/8", 5-pin, straight, PG16, sizeable

Type	Order no.
DOS-7805-GK	6028331



DeviceNet male connector 7/8", 5-pin, straight, PG16, sizeable

Type	Order no.
STE-7805-GK	6028332



Dimensional drawings and order information

Connectors for DeviceNet interface

Cable, 4 x 0,34 mm², Cores, twisted pair and screened with AL-PT foil (for DME5000, DeviceNet)

Type	Order no.	Technical data	
LTG-2804-MW	6028328	Temperature range	variabel -10 ... +70 °C; not variabel -40 ... +70 °C
		Sheath	PUR black Ø 6.8 mm
		Shield	Cu tin-plated

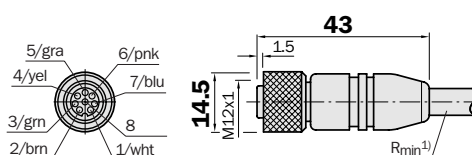
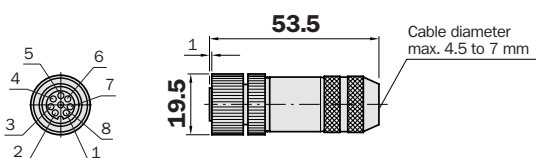
Connectors for Hiperface Interface

Female connector, 8-pin, can be assembled, PG9

Type	Order no.
DOS-1208-GA	6028369

Female connector M12, 8-pin, cable, shielded via knurled nut

Order no.	Cable length
6032448	2 m
6032449	5 m
6032450	10 m
6032451	20 m

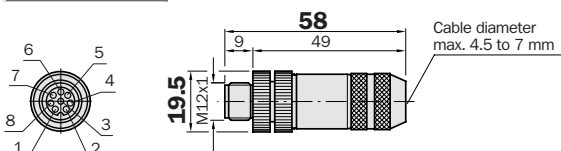


Male connector, 8-pin, can be assembled, PG9

Order no.
6028370

Cable, 8-pin

Order no.
6032456



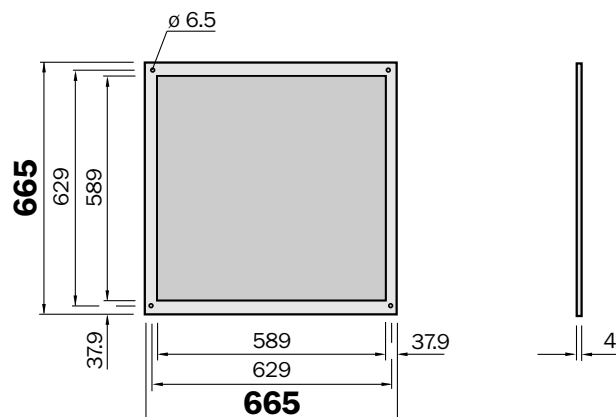
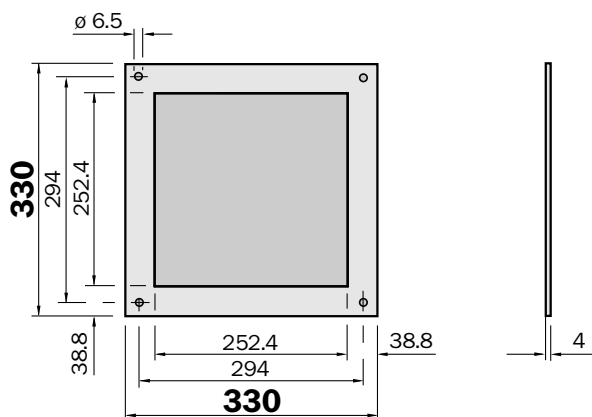
Reflectors

Reflector, 0,3 x 0,3 m², "Diamond Grade", mounted

Type	Order no.
PL 240 DG	1017910

Reflector, 0,6 x 0,6 m², "Diamond Grade", mounted

Type	Order no.
PL 560 DG	1016806

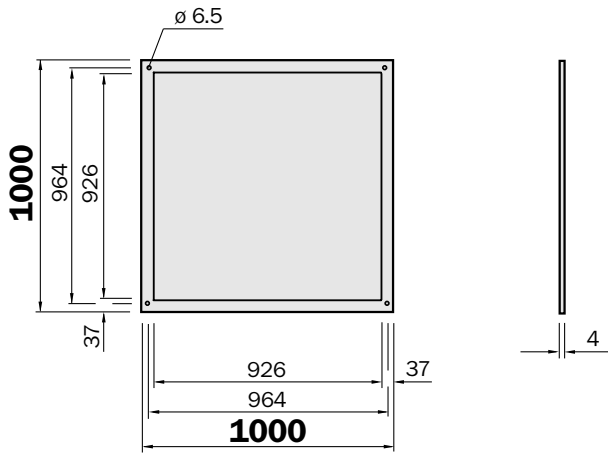


Dimensional drawings and order information

Reflectors

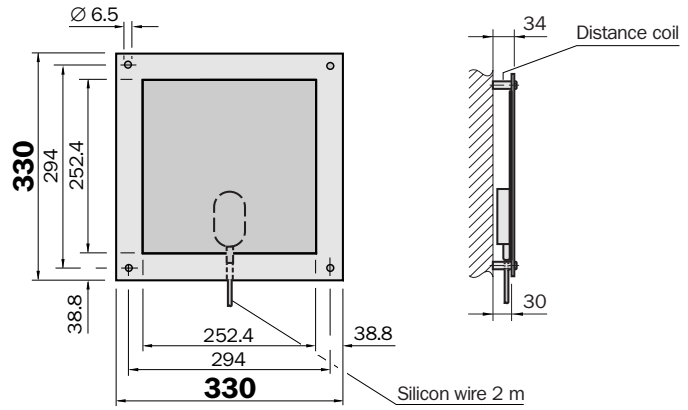
Reflector, 1 x 1 m², "Diamond Grade", mounted

Type	Order no.
PL 880 DG	1018975



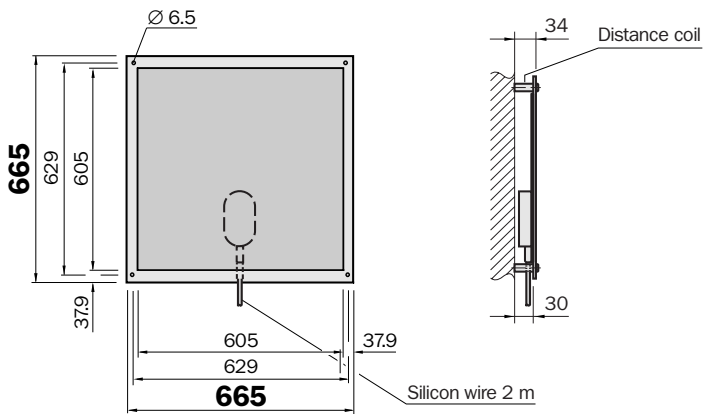
Reflector, 0.3 x 0.3 m², "Diamond Grade" regulated heating 230 V AC/200 W

Type	Order no.
PL 240 DG-H	1022926



Reflector, 0.6 x 0.6 m², "Diamond Grade" regulated heating 230 V AC/900 W

Type	Order no.
PL 560 DG-H	1023888



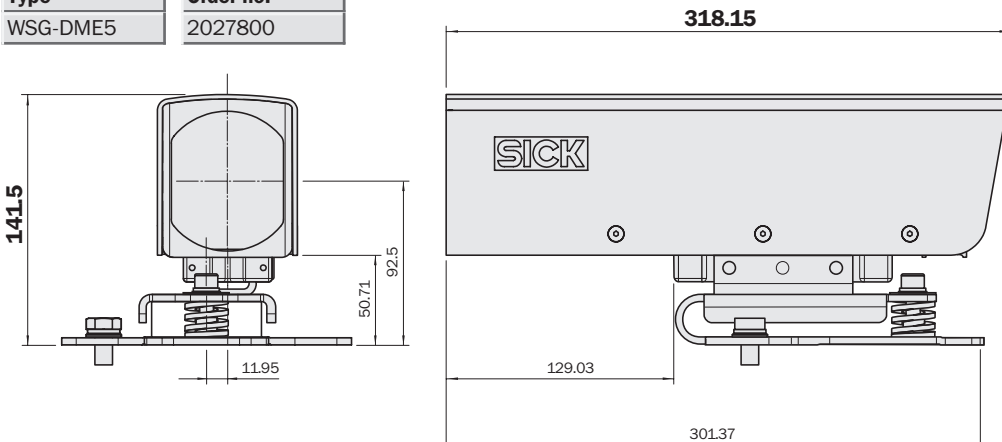
Reflective tape "Diamond Grade"

Type	Order no.	
REF-DK-K	4019634	Cut to size
REF-DG	5304334	Sheet 749 x 914 mm ²

Special accessories

Weather-protecting hood

Type	Order no.
WSG-DME5	2027800

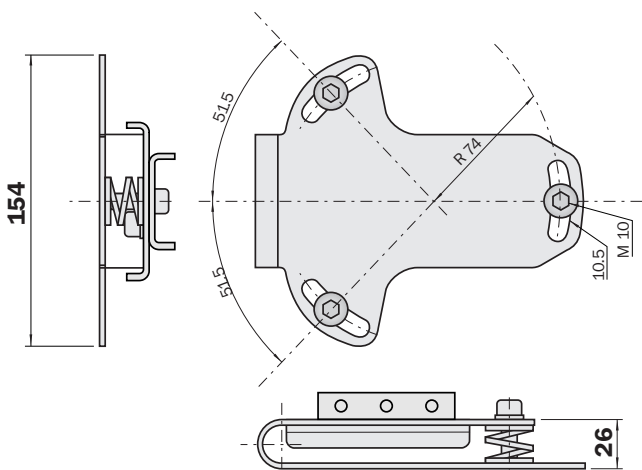


Dimensional drawings and order information

Reflectors

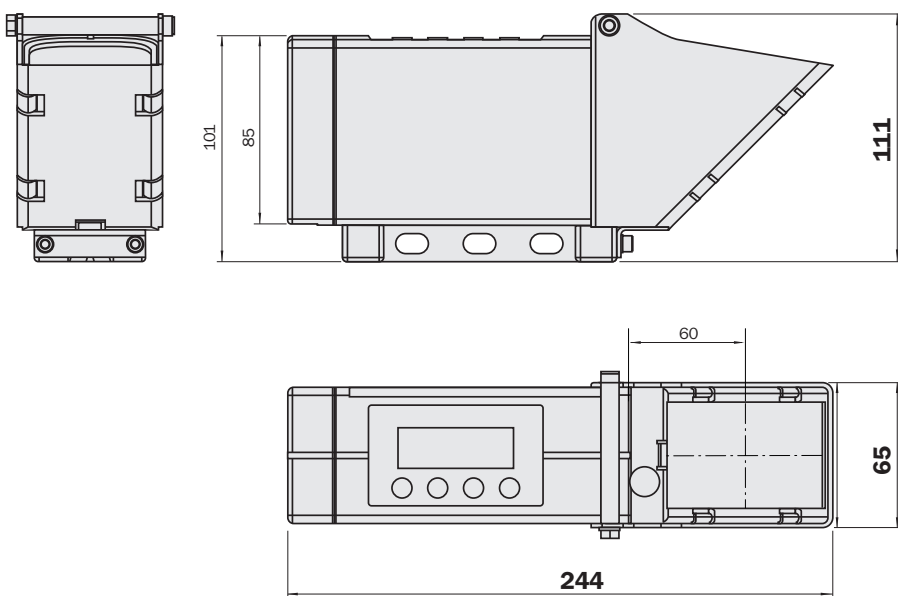
Alignment bracket

Type	Order no.
BEF-AH-DME5	2027721



Corner mirror, deflection of light emission upward

Type	Order no.
USP-DME5	2027710



Australia

Phone +61 3 9497 4100
1800 33 48 02 – tollfree
E-Mail sales@sick.com.au

Belgium/Luxembourg

Phone +32 (0)2 466 55 66
E-Mail info@sick.be

Brasil

Phone +55 11 5091-4900
E-Mail sac@sick.com.br

Ceská Republika

Phone +420 2 57 91 18 50
E-Mail sick@sick.cz

China

Phone +852-2763 6966
E-Mail ghk@sick.com.hk

Danmark

Phone +45 45 82 64 00
E-Mail sick@sick.dk

Deutschland

Phone +49 (0)2 11 53 01-250
E-Mail info@sick.de

España

Phone +34 93 480 31 00
E-Mail info@sick.es

France

Phone +33 1 64 62 35 00
E-Mail info@sick.fr

Great Britain

Phone +44 (0)1727 831121
E-Mail info@sick.co.uk

India

Phone +91-22-2822 7084
E-Mail info@sick-india.com

Italia

Phone +39 02 27 40 93 19
E-Mail info@sick.it

Japan

Phone +81 (0)3 3358 1341
E-Mail info@sick.jp

Nederlands

Phone +31 (0)30 229 25 44
E-Mail info@sick.nl

Norge

Phone +47 67 81 50 00
E-Mail austefjord@sick.no

Österreich

Phone +43 (0)22 36 62 28 8-0
E-Mail office@sick.at

Polska

Phone +48 22 837 40 50
E-Mail info@sick.pl

Republic of Korea

Phone +82-2 786 6321/4
E-Mail kang@sickkorea.net

Republika Slovenija

Phone +386 (0)1-47 69 990
E-Mail office@sick.si

Russia

Phone +7 95 775 05 30
E-Mail info@sick-automation.ru

Schweiz

Phone +41 41 619 29 39
E-Mail contact@sick.ch

Singapore

Phone +65 6744 3732
E-Mail admin@sicksgp.com.sg

Suomi

Phone +358-9-25 15 800
E-Mail sick@sick.fi

Sverige

Phone +46 8 680 64 50
E-Mail info@sick.se

Taiwan

Phone +886 2 2365-6292
E-Mail sickgrc@ms6.hinet.net

Türkiye

Phone +90 216 388 95 90 pbx
E-Mail info@sick.com.tr

USA/Canada/México

Phone +1(952) 941-6780
1 800-325-7425 – tollfree
E-Mail info@sickusa.com

More representatives and agencies
in all major industrial nations at
www.sick.com